

Non-Oil Foreign Trade

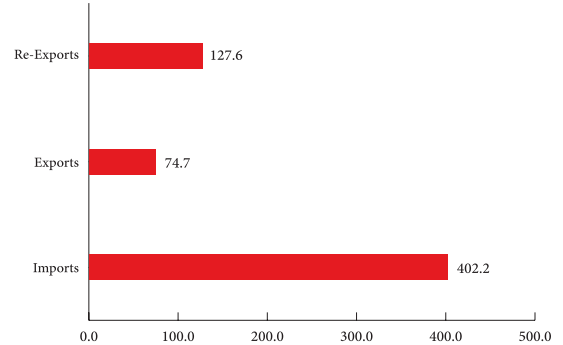
Till third Quarter 2014 - Emirate of Dubai

Direct Foreign Trade

Direct Foreign Trade Imports amounted 402.2 Billion AED till third Quarter 2014, with contribution of 66.5%.

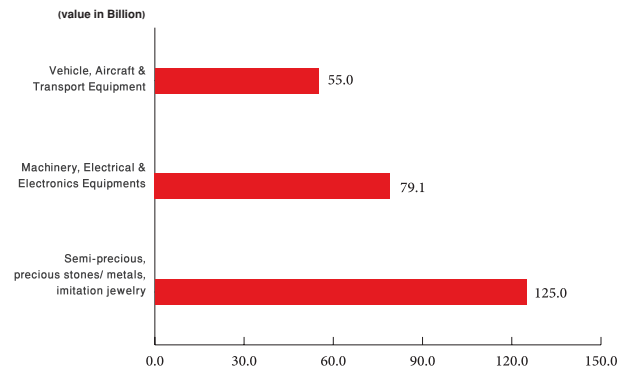
Direct Foreign Trade Exports amounted 74.7 Billion AED till third Quarter 2014, with contribution of 12.4%.

Direct Foreign Trade Re-Exports amounted 127.6 Billion AED till third Quarter 2014, with contribution of 21.1%.



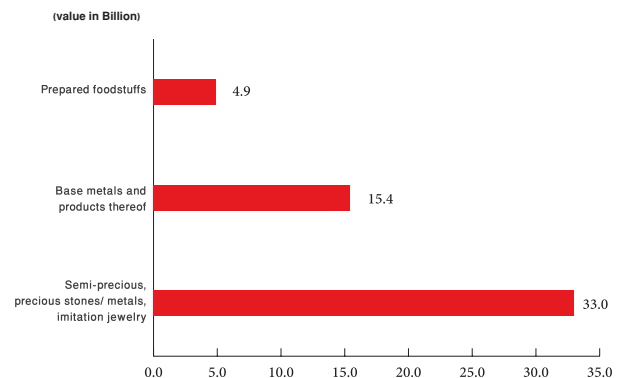
Till third Quarter 2014 Semi-precious/precious stones & metals, imitation jewelry obtain the lead in Direct Foreign Trade Imports with amount of 125.0 Billion AED and contribution of 31.1% , then Machinery, electrical and electronics equipment amounted to 79.1 Billion AED with contribution of 19.7%, followed by Vehicles, aircraft, & transport equipment amounted to 55.0 Billion AED with contribution of 13.7%.

▲ The most outstanding sections in Direct Foreign Trade Imports



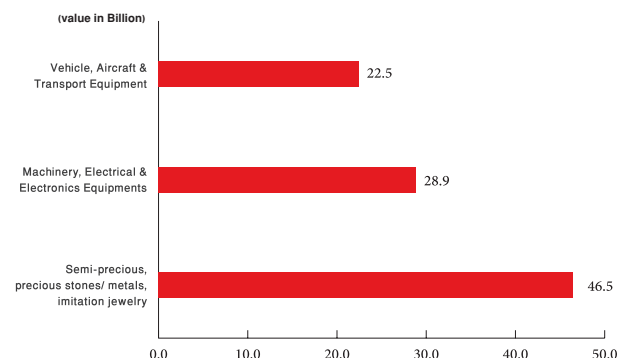
Till third Quarter 2014 Semi-precious/precious stones & metals, imitation jewelry obtain the lead in direct Foreign Trade Exports with amount of 33.0 Billion AED and contribution of 44.2%, then Base metals and products thereof amounted to 15.4 Billion AED with contribution of 20.6%, followed by Prepared foodstuffs amounted to 4.9 Billion AED with contribution of 6.6%.

▲ The most outstanding sections in Direct Foreign Trade Exports



Till third Quarter 2014 Semi-precious/precious stones & metals, imitation jewelry obtain the lead in direct Foreign Trade Re-Exports with amount of 46.5 Billion AED and contribution of 36.5%, then Machinery, electrical and electronics equipment amounted to 28.9 Billion AED with contribution of 22.6%, followed by Vehicles, aircraft, & transport equipment amounted to 22.5 Billion AED with contribution of 17.6%.

▲ The most outstanding sections in Direct Foreign Trade Re-Exports

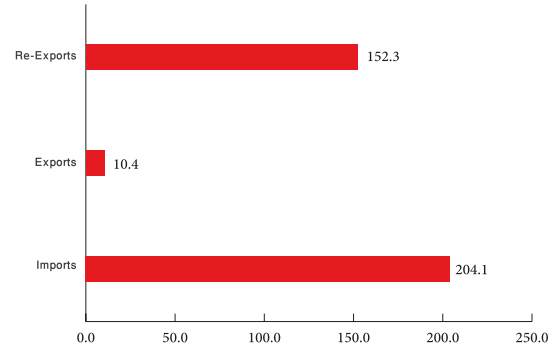


Free Zone Trade

Imports amounted to 204.1 Billion AED and contributed 55.6% of Free Zone Trade till third Quarter 2014.

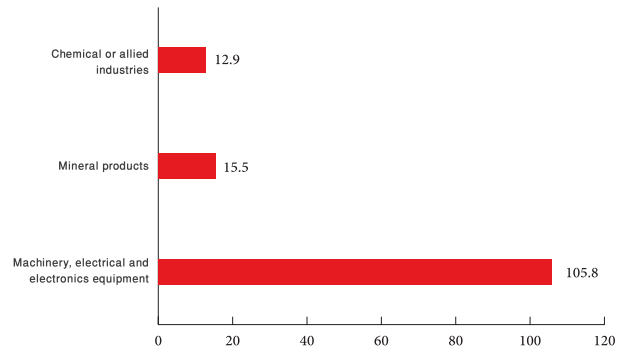
Exports amounted to 10.4 Billion AED and contributed 2.8% of Free Zone Trade till third Quarter 2014.

Re-Exports amounted to 152.3 Billion AED and contributed 41.5% of Free Zone Trade till third Quarter 2014.



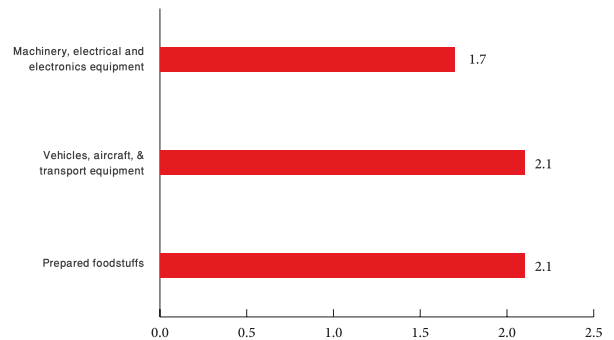
Till third Quarter 2014 Machinery, electrical and electronics equipment obtain the lead in Imports of Free Zone Trade with amount of 105.8 Billion AED and contribution of 51.8%, then Mineral products amounted to 15.5 Billion AED with contribution of 7.6%, followed by Chemical or allied industries amounted to 12.9 Billion AED and contribution of 6.3%.

▲ The most outstanding sections in Free Zone Trade Imports (value in Billion)



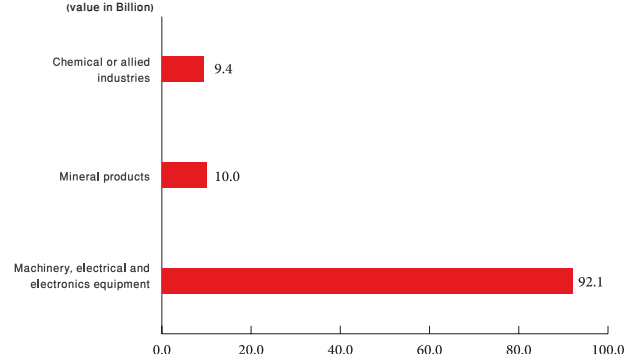
Till third Quarter 2014 prepared foodstuffs obtain the lead in Exports of Free Zone Trade with amount of 2.1 Billion AED and contribution of 19.7%, then vehicles, aircraft, & transport equipment with amount of 2.1 Billion AED with contribution of 19.7%, followed by Machinery, electrical and electronics equipment with amount of 1.7 Billion AED with contribution of 16.1%.*

▲ The most outstanding sections in Free Zone Trade Exports (value in Billion)



Till third Quarter 2014 Machinery, electrical and electronics equipment obtain the lead in Re-Export of Free Zone Trade with amount of 92.1 Billion AED and contribution of 60.5%, then Mineral products with amount of 10.0 Billion AED and contribution of 6.6%, followed by Chemical or allied industries with amount of 9.4 Billion AED and contribution of 6.1%.

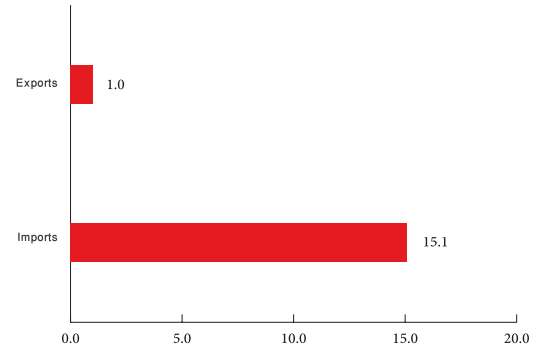
▲ The most outstanding sections in Free Zone Trade Re-Exports (value in Billion)



Custom Warehouse Trade

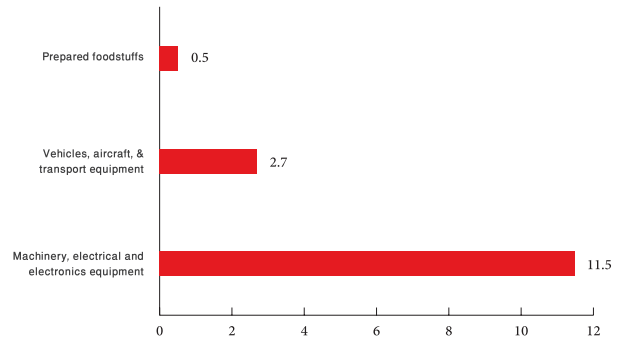
Imports amounted to 15.1 Billion AED and contributed 93.8% of Custom Warehouse Trade till third Quarter 2014.

Exports amounted to 1.0 Billion AED and contributed 6.2% of Custom Warehouse Trade till third Quarter 2014



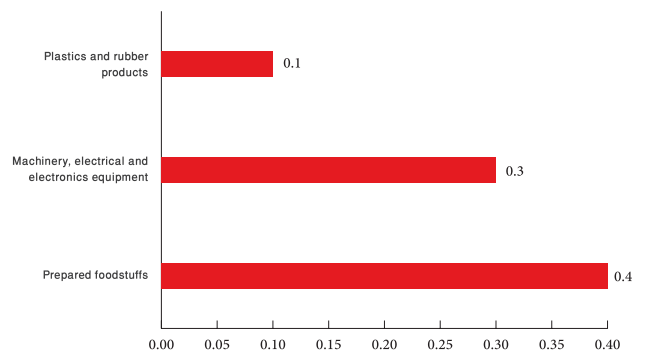
Till third Quarter 2014 Machinery, electrical and electronics equipment obtain the lead in Imports of Custom Warehouse Trade with amount of 11.5 Billion AED and contribution of 76.2%, then Vehicles, aircraft, & transport equipment with amount of 2.7 Billion AED and contribution of 17.6%, followed by Prepared foodstuffs amounted to 0.5 Billion AED and contribution of 3.0%.

▲ The most outstanding sections in Custom Warehouse Trade Imports (value in Billion)



Till third Quarter 2014 Prepared foodstuffs obtain the lead in Exports of Custom Warehouse Trade with amount of 0.4 Billion AED and contribution of 44.9%, then Machinery, electrical and electronics equipment with amount of 0.3 Billion AED and contribution of 29.4%, followed by Plastics and rubber products with amount of 0.1 Billion AED and contribution of 8.5%.

▲ The most outstanding sections in Custom Warehouse Trade Exports (value in Billion)



*Equal values due to rounding process.